
OCTOBER 2012

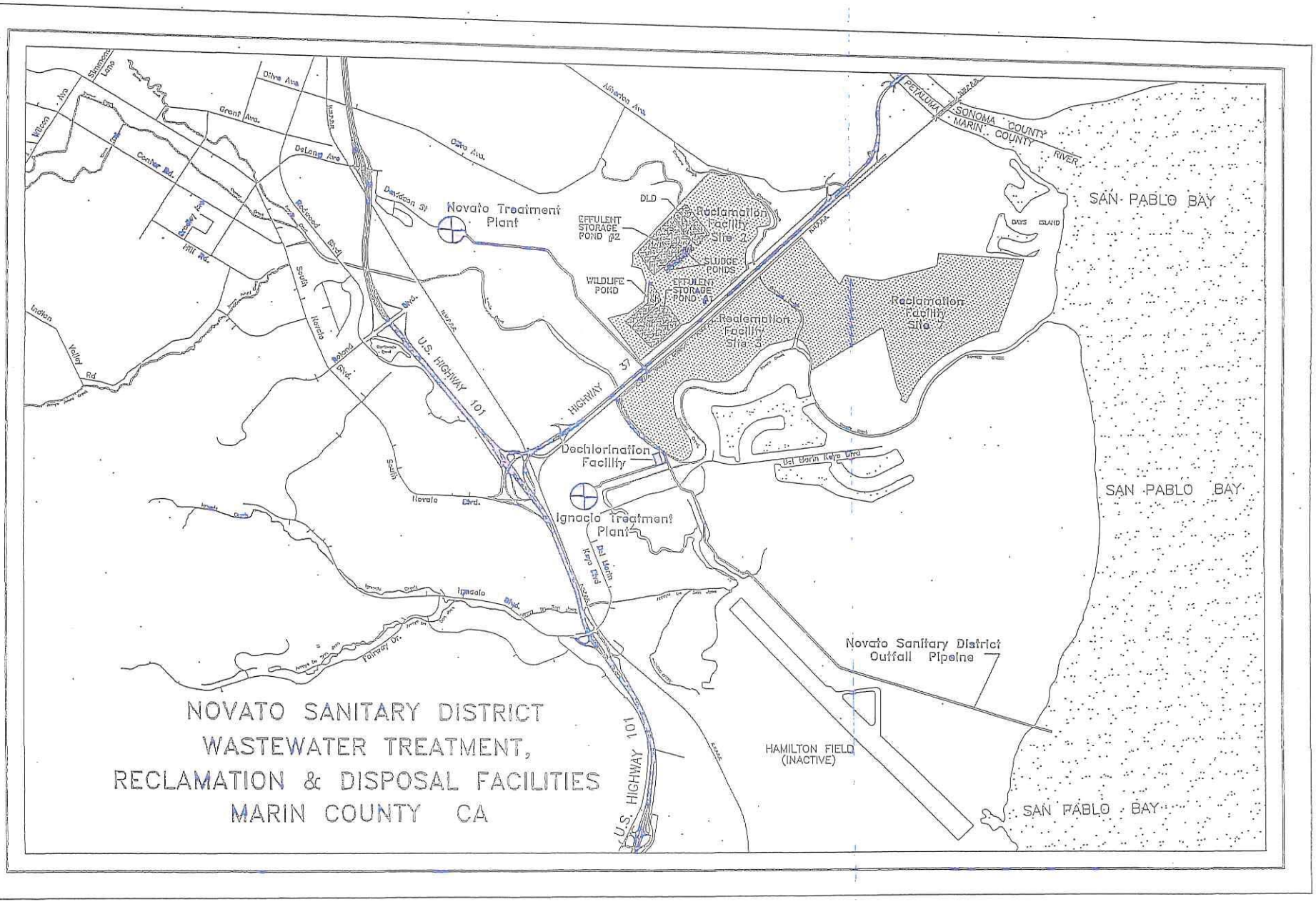
NOVATO SANITARY DISTRICT
VEOLIA WATER WEST OPERATING SERVICES

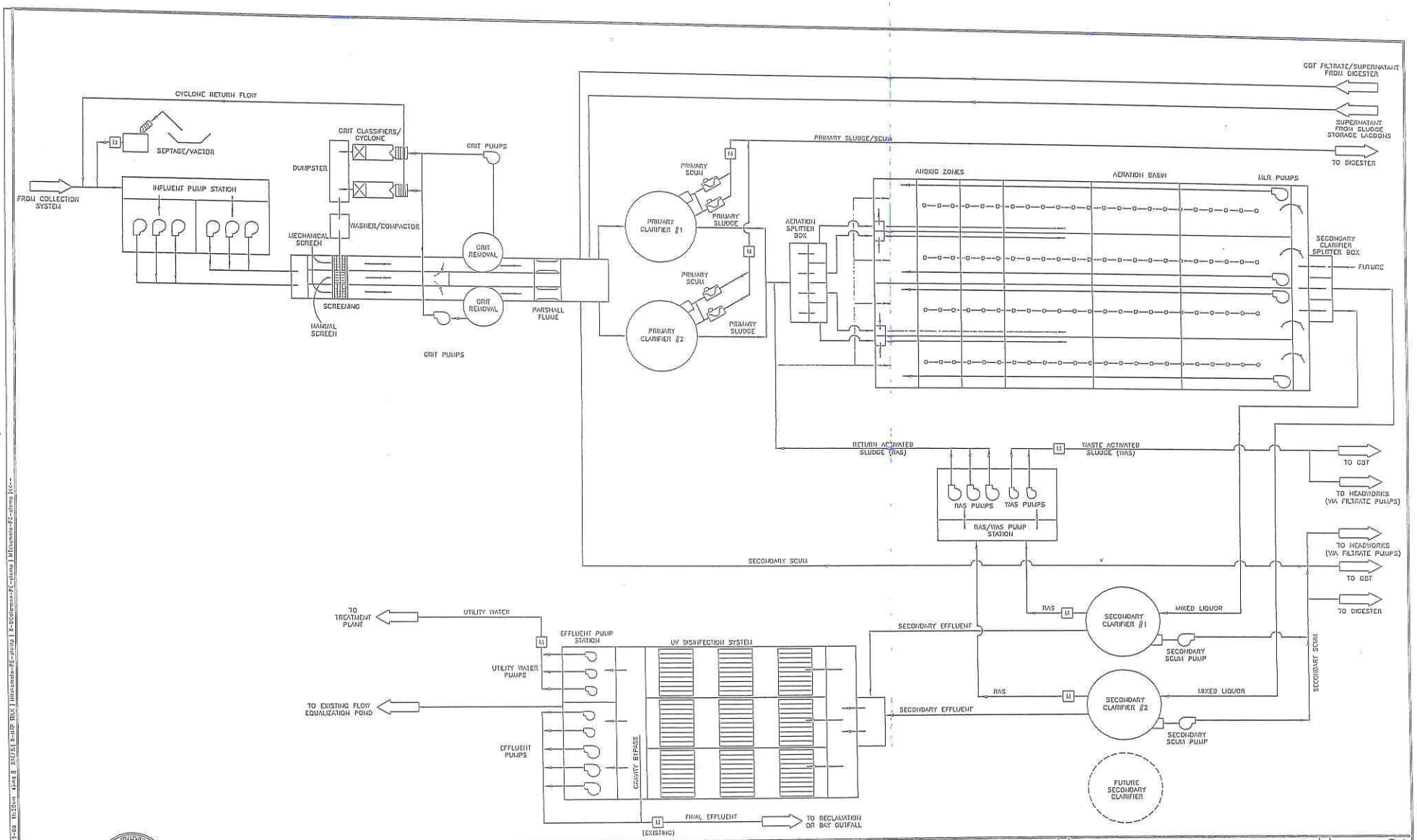
SELF MONITORING REPORT

SECTION III

ATTACHMENTS




Novato Treatment Plant
EFFLUENT STORAGE POND #2
DLD
Reclamation Facility Site 2
SLUDGE PONDS
WILDLIFE POND
EFFLUENT STORAGE POND #1
Reclamation Facility Site 3
Reclamation Facility Site 1
Dechlorination Facility
Ignacio Treatment Plant
U.S. HIGHWAY 101
HIGHWAY 37
PETALUMA RIVER
SONOMA COUNTY
MARIN COUNTY
SAN PABLO BAY
DAYS ISLAND
Del Norte Keys Blvd
Novato Sanitary District Outfall Pipeline
HAMILTON FIELD (INACTIVE)
NOVATO SANITARY DISTRICT
WASTEWATER TREATMENT,
RECLAMATION & DISPOSAL FACILITIES
MARIN COUNTY CA



— VERIFY SCALING —
BAR IS ONE INCH LONG ON FULL SIZE DRAWING. IF NOT ONE INCH LONG ON THIS DRAWING, ADJUST SCALES ACCORDINGLY

RMC Water & Environment

REV	DATE	BY	APVD	DESCRIPTION

DESIGNED	M. TOLCHER
DRAWN	S. JUNG
CHECKED	M. MATSON

SUBMITTED: DENNIS GELLERMAN (NMC PROJ MGR) CC-34804
APPROVED: STEVE CLARK (NMC BRCH) CC-38308

NOVATO SANITARY DISTRICT

NOVATO WASTEWATER FACILITY UPGRADE

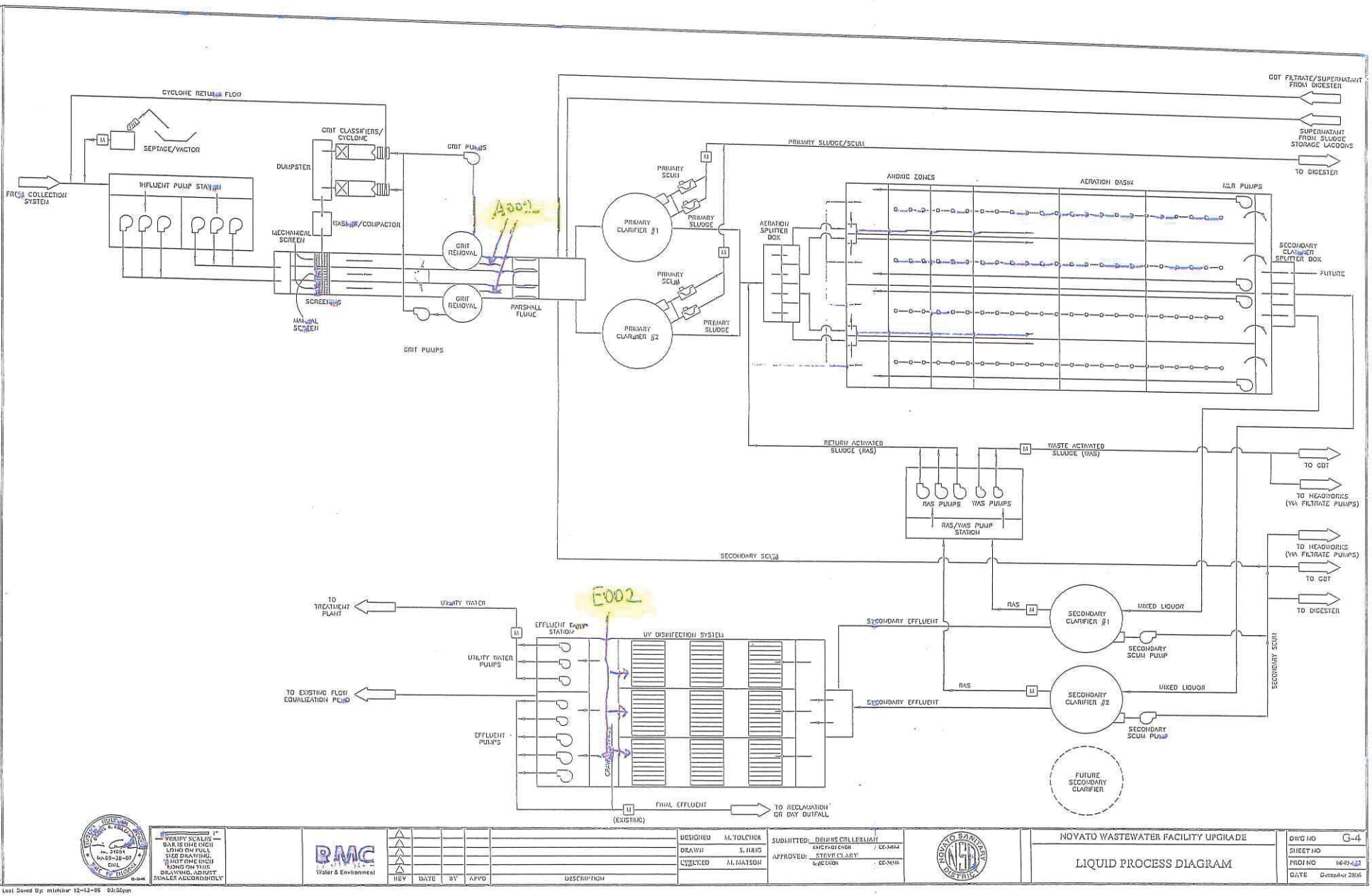
LIQUID PROCESS DIAGRAM

DWG NO	G-4
SHEET NO	
PROJ NO	0010-017
DATE	December 2006

I:\ADMIN_GIS\ 11-17-06 10:30am Alan B J:\GIS\13-WP FILES\Wastewater-PE-Group 1\2-Sediment-PE-Group 1\Wastewater-PE-Group 1\cc--

Last Saved By: mtolcher 12-13-06 03:58pm

Sample Locations



VERIFY SCALE
BAR IS ONE INCH LONG ON FULL SIZE DRAWING. IF NOT ONE INCH LONG ON THIS DRAWING, ADJUST SCALES ACCORDINGLY

RMC Water & Environment

REV	DATE	BY	APVD	DESCRIPTION

DESIGNED M. TOLCHER
DRAWN S. JUNG
CHECKED M. MATSON

SUBMITTED: DENNIS CALLEGARI / CC-3404
APPROVED: STEVE CLARY / CC-3035

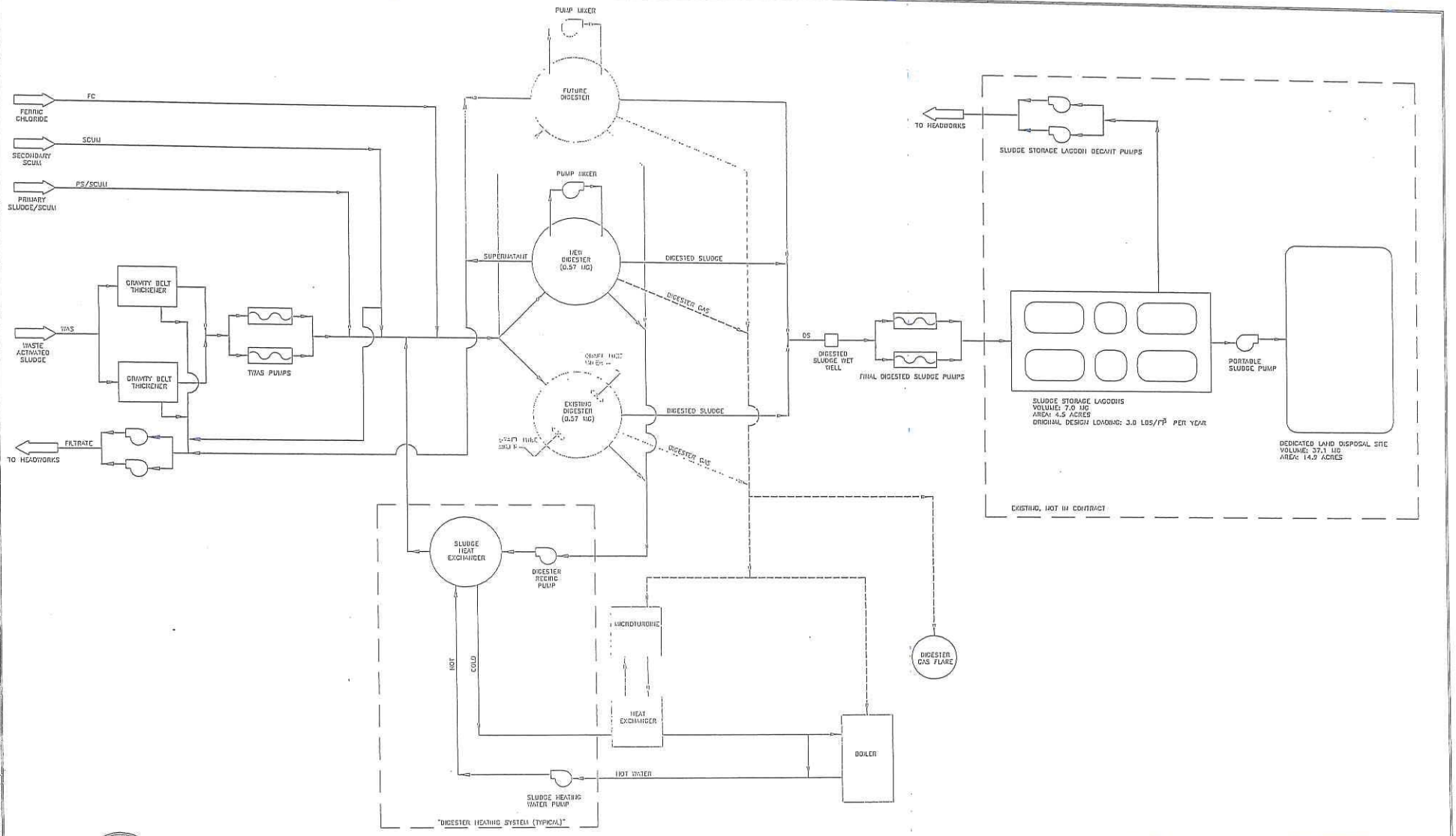
NOVATO SANITARY DISTRICT

NOVATO WASTEWATER FACILITY UPGRADE

LIQUID PROCESS DIAGRAM

DWG NO G-4
SHEET NO
PROJ NO 1649-03
DATE December 2006

Last Saved By: mletcher 12-13-06 02:50pm



DESIGNED	M.TAKEMOTO	SUBMITTED:	DENNIS GELLERMAN	
DRAWN	S.JUNG		RMC PROJECT MGR	CE-34884
CHECKED	M.MATSON	APPROVED:	STEVE CLARY	
			RMC DIR	CE-18316

REV	DATE	BY	APVD	DESCRIPTION
1				
2				
3				
4				
5				

NOVATO WASTEWATER FACILITY UPGRADE

SOLIDS HANDLING DIAGRAM

DWG NO	G-5
SHEET NO	
PROJ NO	0949-007
DATE	December 2006

— VISIBLY SCALING 1" BAR IS ONE INCH LONG ON FULL SIZE DRAWING. IF NOT ONE INCH LONG ON THIS DRAWING, ADJUST SCALES ACCORDINGLY —

Water & Environment

Last Saved By: kisbel 12-13-06 03:50pm